





Safety and Regulatory Statements



For more information on this product, visit www.Vertiv.com to download the user manual.

Safety Symbols

One or more of the following symbols may be included in your product.

-  Risk of Electric Shock: This symbol is intended to alert the user to the presence of electric live parts within the product's enclosure that may be of sufficient magnitude to constitute a risk of electric shock to persons.
-  Protective Grounding Terminal: This symbol indicates a terminal which must be connected to earth ground prior to making any other connections to the equipment.
-  High touch current, earth connection essential before connecting supply.
-  Risk of electric shock. This system receives power from more than one source, disconnection of all AC sources is required to de-energize this unit before servicing.

Save These Instructions

This sheet contains important safety instructions that should be followed during the installation, operation and maintenance in the whole product life cycle of the Vertiv™ VS. Read this sheet thoroughly before attempting to install or operate this cabinet. For information about safety instructions of the evaporator, condensing unit, PDU, and UPS, see safety statements manuals shipped with these products.

Only skilled person should move, install or service this equipment. Any operation that requires opening doors or equipment panels must be carried out only by skilled person.

Adhere to all warnings, cautions, notices, and installation, operating and safety instructions on the cabinet and in this manual. Follow all installation, operation and maintenance instructions and all applicable national and local building, electrical and plumbing codes.

To identify the cabinet model and serial number for assistance or spare parts, locate the identification label on the cabinet.

WARNING: Risk of improper wiring, piping, moving, lifting and handling. Can cause equipment damage, serious injury or death. Only skilled person wearing appropriate Personal Protection Equipment (PPE) according to regional requirements (e.g. OSHA approved for US) should attempt to move, lift, remove packaging from or prepare the cabinet for installation.

WARNING: Some parts of the cabinet have high voltage. Special tools must be used when operating the cabinet. Direct or indirect contact with these parts through damp objects can cause injury or death.

WARNING: Before connecting cables, confirm whether the labels match site requirements. Ethernet cables should be bound separately from the cables with strong current or high voltage.

WARNING: The installation and routing of cables must comply with local and national codes and regulations. The cables from devices with high leakage current must be grounded before the cabinet is powered on.

WARNING: Risk of contact with high-speed rotating fan blades. Can cause serious injury or death. Open all local and remote electric power-supply disconnect switches, verify with a voltmeter that power is off, and verify that all fan blades have stopped rotating before working in the cabinet or on the fan assembly.

WARNING: Risk of hair, clothing and jewelry entanglement with high speed rotating fan blades. Can cause equipment damage, serious injury or death. Keep hair, jewelry and loose clothing secured and away from rotating fan blades during operation.

WARNING: Risk of contact with extremely hot and/or cold surfaces. Can cause injury. Verify that all components have reached a temperature that is safe for human contact or wear appropriate PPE according to regional requirements (e.g. OSHA approved for US) before working within the electric connection cabinet. Perform maintenance only when the cabinet is de-energized and component temperatures have become safe for human contact.

Safety and Regulatory Statements



For more information on this product, visit www.Vertiv.com to download the user manual.

WARNING: Risk of electric shock. Ordinary person is forbidden to disconnect the power supply connectors between the mains electricity and the cabinet. Only skilled person can perform this operation.

WARNING: Operation of this equipment in a residential environment could cause radio interference.

CAUTION: High touch current. The protective conductor current of the cabinet is 19 mA. The cabinet must be connected to the earth before connecting to a power supply.

CAUTION: Avoid touching or having skin contact with the residual gas and oils in the compressor. Wear long rubber gloves to handle contaminated parts. The air conditioning system contains refrigerant. The release of refrigerant is harmful to the environment.

CAUTION: If jumpers are used for troubleshooting, make sure to remove the jumpers after troubleshooting. If the connected jumpers are not removed, they may bypass certain control functions causing damage to the cabinet.

NOTICE: The plug on the power supply cable can be used as the disconnect device. The socket/outlet or appliance coupler must be installed near the equipment and must be easily accessible to disconnect for service.

To contact Vertiv Technical Support: visit www.Vertiv.com

©2022 Vertiv Group Corp. All rights reserved. Vertiv™ and the Vertiv logo are trademarks or registered trademarks of Vertiv Group Corp. All other names and logos referred to are trade names, trademarks or registered trademarks of their respective owners. While every precaution has been taken to ensure accuracy and completeness here, Vertiv Group Corp. assumes no responsibility, and disclaims all liability, for damages resulting from use of this information or for any errors or omissions. Specifications, rebates and other promotional offers are subject to change at Vertiv's sole discretion upon notice.

